








TSR SERIES Tree Shears



TREE SHEARS			TSR-2W	TSR-5W	TSR-15W	TSR-25W
	Excavator class ¹	t	1 - 3	2 - 6	6 - 12	12 - 22
	Weight	kg	85	178	435	960
	Jaw opening	mm	417	532	801	1078
	Cutter length	mm	160	210	330	450
	Working pressure	bar	210	210	230	250
	Oilflow	l/min	10 - 15	20 - 25	70 - 90	110 - 140
	Cutting diameter tree	mm	150	200	300	400

¹ Recommended excavator / attachment combination